

The Sacramental Availability of Priests

What it means for us as Church

Lake Geauga
District

2022 Priest Convocation

Deacon Greg Kendra - Servants, Joyfully
telling the Story

Bp. Michael Woost - “Priest as Pilgrim,
Prophet, and Presider”

Dan Cellucci - “Made for this Moment -
Priestly Ministry and Parish Life in Time of
Challenge, Chaos, and Incredible
Opportunity”

District Mass Schedule Planning

The Need for Surgery

- 73% of Catholics aged 18-35 agreed “somewhat” or “strongly” that they could be a good Catholic without going to Mass every Sunday.

The Church of Today vs Church of the Future

- Blessed with a Collaborative District
- Pastoral Planning a Matter of Responsibility and Charity

Opportunity of Eucharistic Revival

Proposed Vision/Strategy



Gathering of Regional Data via Google Form



Formation of Guiding
Document

Education,
Catechesis, Proposal



District Meeting Collaboration/Feedback



Focused Parish Listening Sessions



Media Campaign



Demographics

LAKE AND GEAUGA COUNTIES

Population Comparisons

Lake County

- ▶ Population grew .09% from 2010-2021 to 232,023

Geauga County

- ▶ Population grew 2.3% from 2010-2021 to 95,565

- ▶ Ohio Population grew 2.1% from 2010-2021
- ▶ U.S. Population grew 7.3% from 2010-2021

Racial and ethnic populations – 2021 (largest groups)

Lake County

- ▶ White – 200,842
- ▶ Black – 11,651 (most growth since 2010)
- ▶ Hispanic/Latino – 11,621
- ▶ Multiracial – 2,921
- ▶ Asian – 3,555

Geauga County

- ▶ White – 90,920 (most growth since 2010)
- ▶ Black – 1,235
- ▶ Hispanic/Latino – 1,697
- ▶ Multiracial – 963
- ▶ Asian – 569

(Lake County was more diverse in 2021 than 2010)

Change in Age Distribution from 2010 to 2021:

Lake

▶ 0-4	4.8%	↓	(-.6%)
▶ 5-19	16.8%	↓	(-2.2%)
▶ 20-34	17.8%	↑	(+1.4%)
▶ 35-49	17.6%	↓	(-3.1%)
▶ 50-64	22%	↓	(-.3%)
▶ 65+	21.1%	↑	(+5%)

Geauga

▶ 0-4	5.3%	↓	(-.2%)
▶ 5-19	19.5%	↓	(-3.2%)
▶ 20-34	14.8%	↑	(+2.7%)
▶ 35-49	16.4%	↓	(-4.1%)
▶ 50-64	22%	↓	(-1.1%)
▶ 65+	21.1%	↑	(+5.9%)

Parish	#house-holds	#individuals	#contributing	Mass Count	#live-stream
Divine Word	1115	3166	628	525	~ 75
St. Anselm	2143	5473	1048	667	806
St. Bede	1,765	4,846	305	550	218
St. Cyprian	635	1775		375	10
St. Edward/St. Lucy	780	1560	~160	~400	N/A
St. Francis Assisi	1568	4188	204	1029	120
St. Gabriel	4116	13530	1208	2828	175
St. John Vianney	4106	10,306	768	1525	39
St. Justin Martyr	1410	2624	584	361	15
St. Mary Assumption	2897	8847	300	1050	0
St. Mary/Chardon	2499	8374	826	881	30
St. Mary/Painesville	2176	6812	186	1249	426
St. Mary Magdalene	2,433	6,033	950	462	N/A
St. Noel	1357		3581	972	25
St. Patrick	310	764	160	177	N/A

District
Information
2022

Parish	Funerals	Baptisms	Weddings
Divine Word	42	59	10
St. Anselm	64	52	11
St. Bede	63	25	8
St. Cyprian	37	14	3
St. Edward/St. Lucy	18	7	2
St. Francis of Assisi	116	52	17
St. Gabriel	74	104	11
St. John Vianney	129	132	40
St. Justin Martyr	39	9	2
St. Mary Assumption	69	57	8
St. Mary/Chardon	45	47	8
St. Mary/Painesville	64	113	11
St. Mary Magdalene	68	23	5
St. Noel	28	16	8
St. Patrick	12	1	2

District
Information
2022

Parish	#Music ministers	#Deacons	#Lay Ecclesial Ministers	Age of priests	Concerned about future Mass schedule
Divine Word	1	1	3	60	No
St. Anselm	2	1	2.5	35	No
St. Bede	5	2	2	63	No
St. Cyprian	3	2		62	No
St. Edward/St. Lucy	1	2 retired	N/A	34	No
St. Francis of Assisi	11	0	1	41/37/70	Yes
St. Gabriel	4	2+1retired	3	72	Yes
St. John Vianney	?		1 certified?	70/31/30	
St. Justin Martyr	1	1	2	73	No
St. Mary Assumption	2	0	0	61	
St. Mary/Chardon	10	2	0	36/66	Yes
St. Mary/Painesville	2	1	0	68/29	No (reducing weekday mass schedule in 2023)
St. Mary Magdalene	6	1 retired	1.5	53	Yes
St. Noel		1			No
St. Patrick	1	2	0	36/66	Yes

District Information 2022

Priest Demographics

283 active diocesan and religious order priests

2022

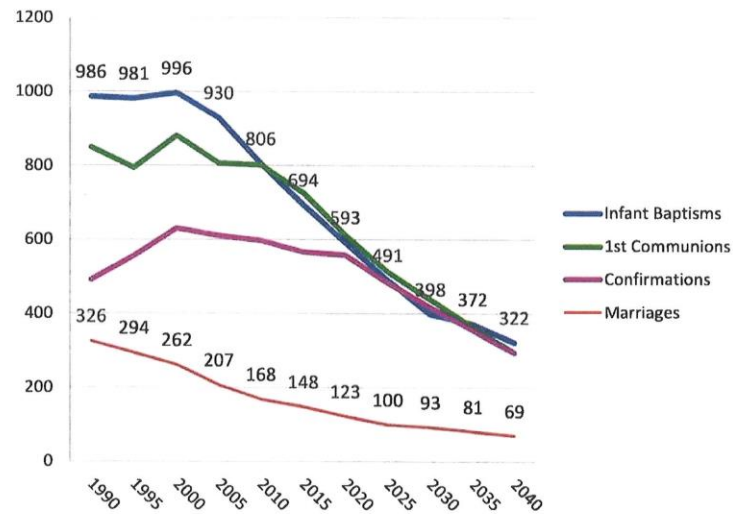
242 active diocesan and religious order priests (assuming 20 newly ordained)

2026

61 priests will retire over the next 4 years

The people shortage is greater than the priest shortage

**U.S. Catholic Church Sacramental Forecast
1990 - 2040 (000's)**

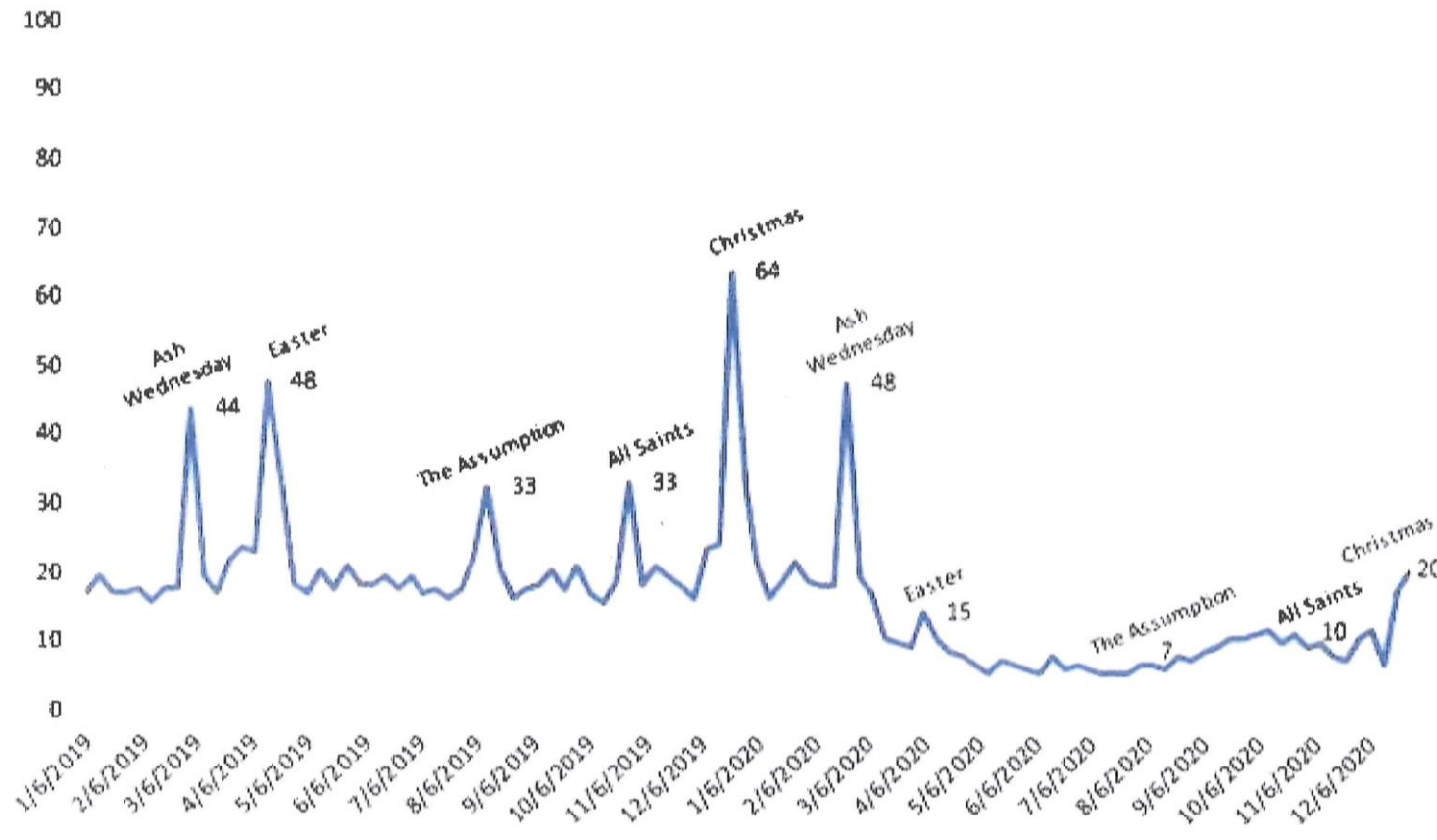


- Catholic marriages are down 55% since 1990
- 1 in 5 children baptized do not receive 1st communion
- 2 in 5 children baptized are not confirmed
- 85% of children confirmed stop practicing their faith by age 21

SOURCES:
CARA 1964
Pew Research Center

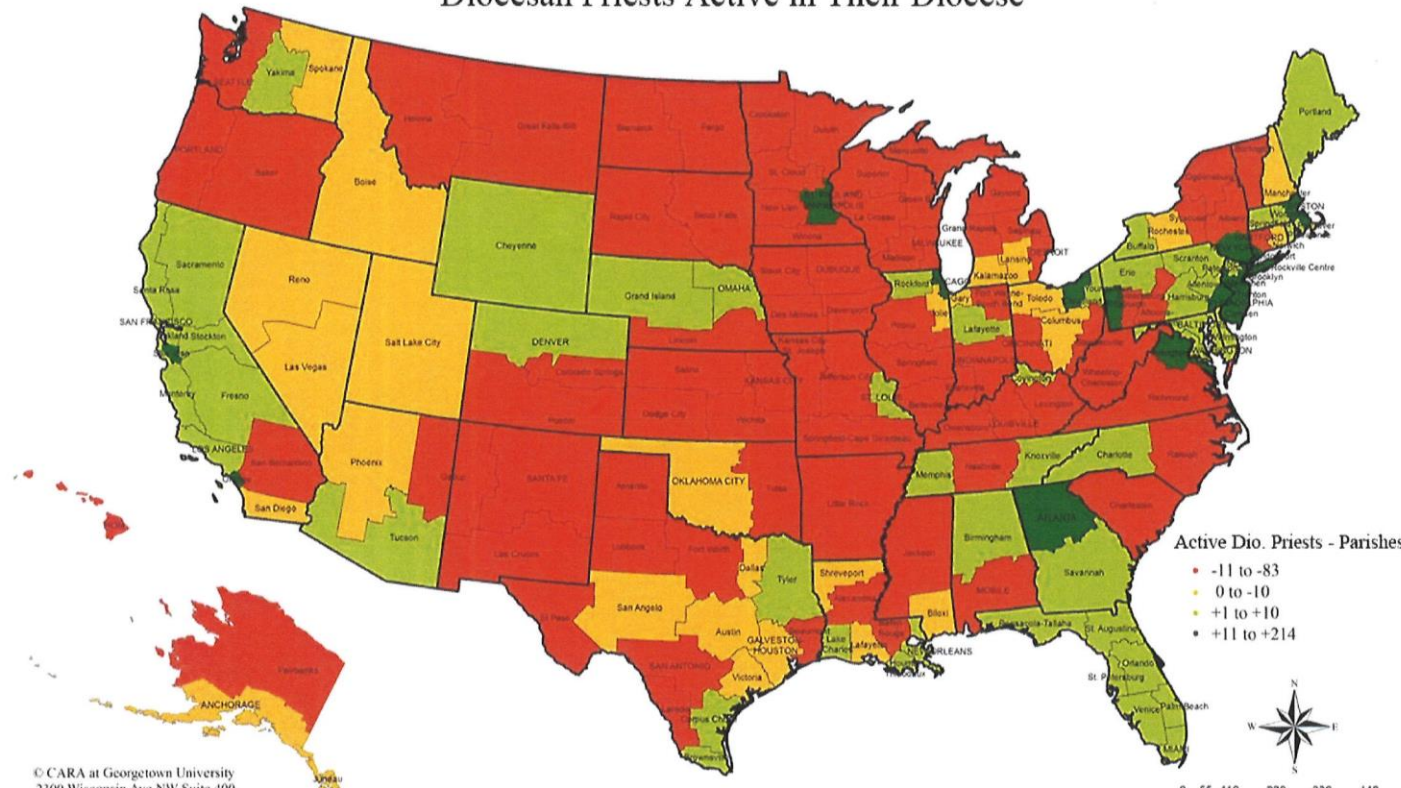


Catholic Mass Attendance in the United States, Jan 2019 to Dec 2020



of Priests Relative to Parishes

Shortage and Surplus: Number of Parishes Subtracted from the Number of Diocesan Priests Active in Their Diocese



- **Dark Green** – +11 to +214 more priests than parishes
- **Light Green** – +1 to +10 more priests than parishes
- **Yellow** – 0 to -10 fewer priests than parishes
- **Dark Red** – -11 to -83 fewer priests than parishes

SOURCES: CARA 2013



TRUTH #4

THE PARISH IDENTITY CRISIS

Our current model of parish life is based on a set of assumptions that are no longer true

TRUTH #3

WE HAVE WAY TOO MUCH STUFF (AND WE CAN'T TAKE CARE OF IT)

Less may be more...if we do it right



What does this say about us as a Church?

What does this mean for parishioners?


How do we continue our Catholic life, Catholic ethic, Catholic spirit, in the midst of these changes?



Parish Trends

2019-2022

Divine Word: Trend of Average Weekend Mass Attendance



Divine Word: Age Range in 2022

▶ 17 and under	17.3%
▶ 18-24	11.5%
▶ 25-39	16%
▶ 40-59	24.6%
▶ 60-79	24.1%
▶ 80+	5.4%

Divine Word: Trend of Baptisms and Deaths

Baptisms

▶ 2019	40
▶ 2020	21
▶ 2021	54
▶ 2022	59

Deaths

▶ 2019	27
▶ 2020	35
▶ 2021	36
▶ 2022	42

Yearly Number of Weekend and Weekday Masses in 2022

Divine Word

- ▶ Weekday Masses = 260
- ▶ Weekend Masses = 156

Parishes that do not have a weekday Mass on one day of the week:

- St. Mary Magdalene
- St. Noel
- St. Bede
- St. Mary/Mentor

District Mode, High, Low

- ▶ Weekday Mass Mode = 260
- ▶ Weekday Mass High = 575
- ▶ Weekday Mass Low = 104

- ▶ Weekend Mass Mode = 156
- ▶ Weekend Mass High = 260
- ▶ Weekend Mass Low = 104

Mode – the number that occurs most often

Regional “Parish Pod” Mass Schedules

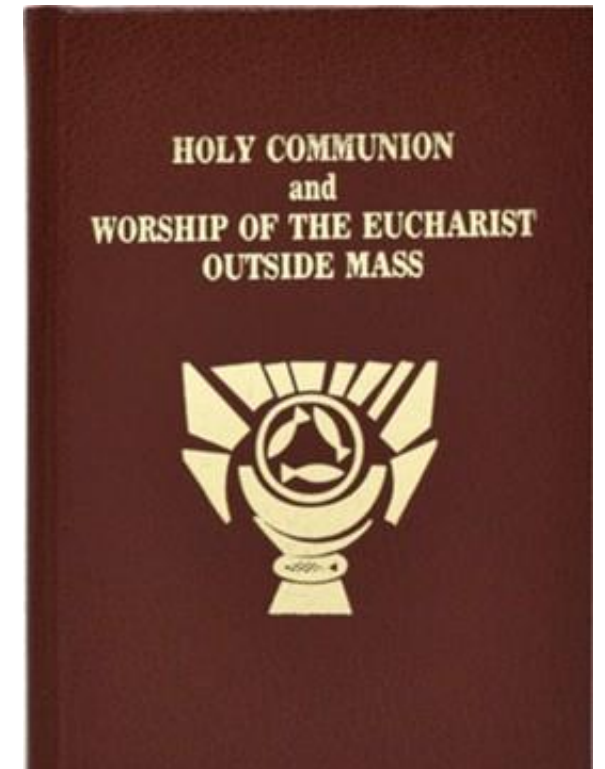
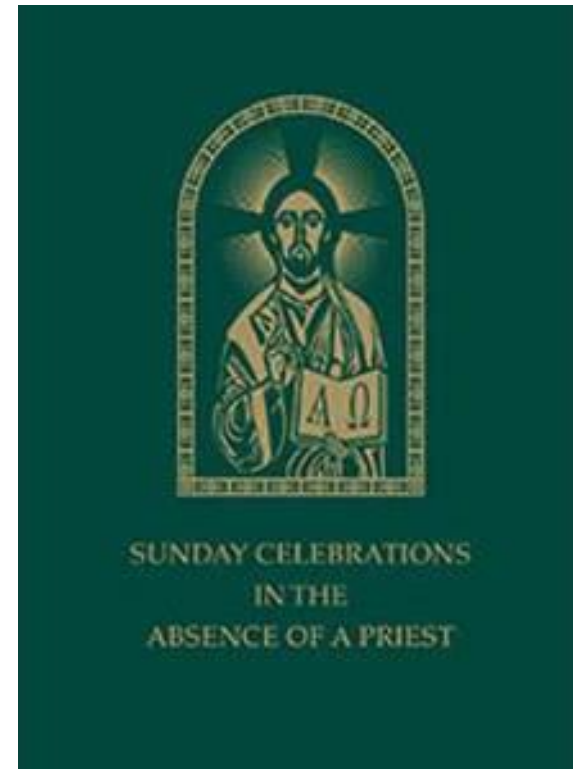
	Divine Word	St. Anselm	St. Francis	St. Noel
Weekday	M-F 8:30am	M, T, Th, F, 8:30am, W 7:00pm	M-F 6:30am, 9am Sat 9am	T-F 8:30am
Saturday Vigil	4:30pm	4:00pm	4:30pm	5pm
Sunday	8:30 and 11:00	9:00 and 11:00	8:00, 10:00, Noon, 6:00pm	9:00 and 11:00

Reactions from the pilot listening session

- ▶ Most said they were not surprised by what they saw
- ▶ There is a need for further education
 - ▶ Some simply wanted to solve the problem by finding more retired priests
- ▶ They still see hope in the younger generation
- ▶ A recognition that young families need support and encouragement to continue to come to church
- ▶ They appreciated being informed
- ▶ The question was asked – “So what is the outcome of this?”

FAQ Regarding Celebration of Eucharist in Absence of a Priest

- ▶ What are the requirements when there is no priest available to celebrate Mass:
 - ▶ On Sunday?
 - ▶ On a weekday?
- ▶ What happens to a prearranged Mass intention when the Mass is not celebrated?
- ▶ What fulfills Sunday Mass obligation if the local parish Sunday Mass is not held?
- ▶ How can parish offertory collections be managed when Sunday Masses are not held?



Suggestions from the Subcommittee

- ▶ Create a Large Parish Model
- ▶ Encourage parish listening sessions
 - ▶ Both to listen and to catechize
- ▶ Eventually, draw up a district plan/document to guide parishes

Table Discussion

- ▶ What are the negatives that have to be overcome in relation to the sacramental availability of priests?
- ▶ What strengths can we rely upon to help us move forward?
- ▶ What tangible outcomes will come of this at your parish?
- ▶ What do you plan as your next steps?